

RVT Series

- 1000-hours-load life at 105°C
- Operating over wide temperature range, 105°C standard product
- Available for high density surface mounting
- RoHS Compliance

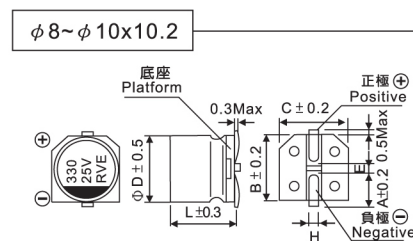
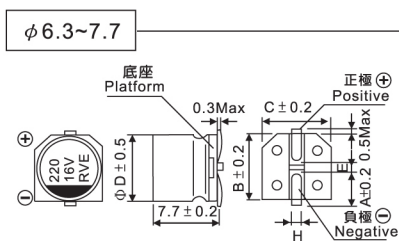
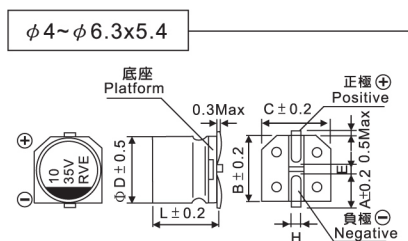


● SPECIFICATIONS

Items	Characteristics								
Category Temperature Range	-55 ~ +105°C								
Rated Voltage Range	6.3v to 50Vdc								
Capacitance Tolerance	± 20% (M) (at 20°C ,120Hz)								
Leakage Current	I=0.01CV or 3 μA , whichever is greater. Where, I :Max. Leakage current (μA). C : Nominal capacitance (μF) .V :Rated voltage(V) (at 20°C , after 2 minutes)								
Dissipation Factor (tan δ)	Rated voltage (Vdc)	6.3V	10V	16V	25V	35V	50V	63V	100V
	tan δ (Max.)	0.30	0.24	0.20	0.18	0.16	0.15	0.14	0.14
Low Temperature Characteristics	Impedance ration max at 120Hz								
	Working voltage	6.3v	10v	16v	25v	35v	50v	63v	100v
	Z-25°C/ Z+20°C	4	3	2	2	2	2	2	3
	Z-40°C/ Z+20°C	10	8	6	4	3	3	3	4
Load. Life	The following specifications shall be satisfied when the capacitors are restored to 20°C after the voltage is applied for 1000 hours at 105°C								
	Capacitance change	≤ ±30% of the initial value							
	DF (tan δ)	≤300 % of the initial specified value							
Shelf Life	The following specifications shall be satisfied when the capacitors are restored to 20°C after exposing them for 1000 hours at 105°C without voltage applied.								
	Capacitance change	≤ ±30% of the initial value							
	DF (tan δ)	≤200 % of the initial specified value							
Ripple Current Multiplier	Frequency coefficient								
	Frequency	50Hz	120Hz	300Hz	1KHz	10KHz~			
	Multiplier	0.70	1.00	1.17	1.36	1.50			

● DIAGRAM OF DIMENSIONS

LEAD SPACING AND DIAMETER Unit: mm



ϕD	A	B	C	E	L	H
4.0	1.8	4.3	4.3	1.0	5.4	0.5~0.8
5.0	2.1	5.3	5.3	1.3	5.4	
6.3	2.4	6.6	6.6	2.1	5.4	
6.3	2.4	6.6	6.6	2.1	7.7	
8.0	2.9	8.3	8.3	3.1	10.2	0.8~1.1
10.0	3.2	10.3	10.3	4.0	10.2	

● STANDARD RATING

Vdc Item Cap(uF)	6.3v(0J)		10v(1A)		16v(1C)		25v(1E)	
	D*L	mA	D*L	mA	D*L	mA	D*L	mA
4.7							4*5.4	14
10					4*5.4	17	4*5.4	15
							5*5.4	21
22	4*5.4	22	4*5.4	21	4*5.4	21	5*5.4	26
			5*5.4	26	5*5.4	28	6.3*5.4	37
33	4*5.4	23	4*5.4	23	5*5.4	29	5*5.4	30
	5*5.4	28	5*5.4	34	6.3*5.4	45	6.3*5.4	45
47	4*5.4	26	5*5.4	31	5*5.4	33	6.3*5.4	49
	5*5.4	34	6.3*5.4	42	6.3*5.4	48	8*6.5	93
100	5*5.4	40	5*5.4	40	6.3*5.4	63	6.3*7.7	93
	6.3*5.4	52	6.3*5.4	55	8*6.5	125	6.3*7.7	93
150	6.3*5.4	56	6.3*5.4	65	6.3*7.7	100	8*10.2	148
220	6.3*5.4	69	6.3*7.7	110	6.3*7.7	110	8*10.2	183
	6.3*7.7	108	8*6.5	110	8*6.5	110		
330	6.3*7.7	108	8*10.2	108	8*10.2	201	8*10.2	228
							10*10.2	248
470	6.3*7.7	125	8*10.2	214	8*10.2	240	10*10.2	286
	8*10.2	214	10*10.2	266	10*10.2	300		
680	8*10.2	214	10*10.2	277	10*10.2	322		
1000	8*10.2	235	10*10.2	320	10*10.2	347		
	10*10.2	310						
1500	10*10.2	320						

Vdc Item Cap(uF)	35v(1V)		50v(1H)		63v(1J)		100v(2A)	
	D*L	mA	D*L	mA	D*L	mA	D*L	mA
0.47			4*5.4	4.0	4*5.4	3.7		
1			4*5.4	8.0	4*5.4	7.2	4*5.4	7.2
2.2			4*5.4	12	4*5.4	12	6.3*5.4	15
3.3	4*5.4	14	4*5.4	14	5*5.4	14	6.3*5.4	22
4.7	4*5.4	15	4*5.4	14	5*5.4	17	6.3*5.4	23
			5*5.4	17	6.3*5.4	22	6.3*7.7	38
10	4*5.4	15	6.3*5.4	25	6.3*7.7	41	8*10.2	80
	5*5.4	22			6.3*5.4	26	6.3*7.7	38
22	6.3*5.4	40	6.3*7.7	52	8*10.2	100	10*10.2	129
			6.3*5.4	43	6.3*7.7	53	8*10.2	90
33	6.3*5.4	45	6.3*7.7	63	8*0.2	116	10*10.2	136
	8*6.5	86						
47	6.3*5.4	54	8*10.2	125	10*10.2	168	10*10.2	148
	6.3*7.7	75	6.3*7.7	66	8*10.2	125		
100	6.3*7.7	87	8*10.2	146	10*10.2	200		
	8*10.2	125	10*10.2	178				
150	8*10.2	158	10*10.2	178				
220	8*10.2	195	10*10.2	230				
	10*10.2	230						
330	10*10.2	247						

Maximum Ripple Current: mA/rms at 120Hz 105°C

Chip Type SMD
Miniature Type
General Purpose
High Frequency Low Impedance
High Voltage High Reliability
Non-polar Type
Large Size Snap-in
Large Size Screw
X Metallized Polypropylene Film Capacitors